

## Omni-Directional Outdoor Antenna kit – 6dBi

The antenna benefits from light weight, DC short lightening protection and can operate in all conditions like strong wind resistance, and is waterproof (IP66K).

It is provided with tilt and swivel mast mounting brackets and a 1m coaxial cable.

The radiation patterns are presented here after.

### Specifications

Frequency range	865MHz +/- 5MHz	902MHz - 928MHz
Impedance	50 ohms	idem
Technology	Collinear, dipole array	idem
VSWR	<1.5:1 at 868MHz <2.0:1 at 860-870MHz	<1.5:1 at 915MHz <2.0:1 at 902-928MHz
Max gain	6dBi	idem
Polarization	Vertical	idem
Vertical Beam width	25°	17°
Power handling	50W	idem
DC ground	Yes	idem
Whip material	Fiberglass	idem
Connector	N female	idem
Length	110 cm	idem
Weight	540g	idem
Mounting kit	Stainless steel / Aluminium	idem
Mast diameter (max)	48mm	idem
IP rating	IP66K	idem
Shock resistance	IK08	idem
Wind resistance	150MPH	idem
Operating temperature range	-20°C to +60°C	idem
Operating humidity	10% to 80% non-condensing	idem
Salt, fog	EN 60068-2-52, severity 1	idem
RoHS	2011/65/EU directive	idem
Cable length	1m	Idem
Cable connectors	N-male x2	Idem



ACCIOT-KAN0 

Frequency (1=868 MHz, 2=915/923 MHz)

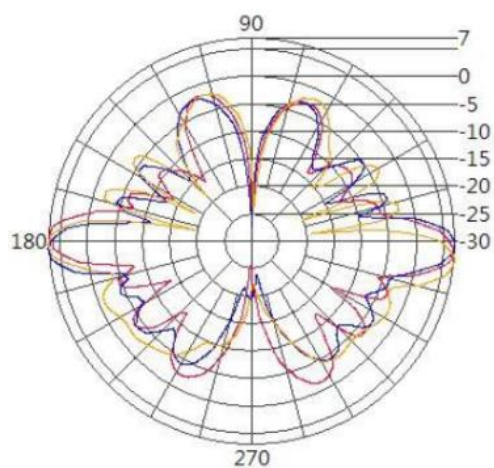
Manufacturer name: Fei Teng Wireless Technology  
 Manufacturer reference: OA-868M06-NF / OA-915M06-NF  
 Document Version: 1.2  
 Updated: 11-Feb-2021

- Responsibility for the information and views set out in this document lies entirely with the manufacturer. Kerlink can't be held responsible for the exactness of information contained therein.
- Accessories are not covered by the maintenance nor warranty extension offers.
- The standard, legal manufacturer's warranty is 1 year.

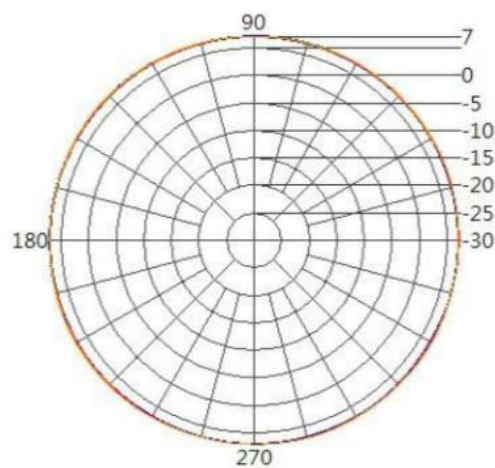
## Vertical Omni-Directional Outdoor Antenna kit – 6dBi

The radiation patterns are measured at 858MHz (red), 868MHz (blue) and 878MHz (yellow)

Typical radiation pattern in E-plane

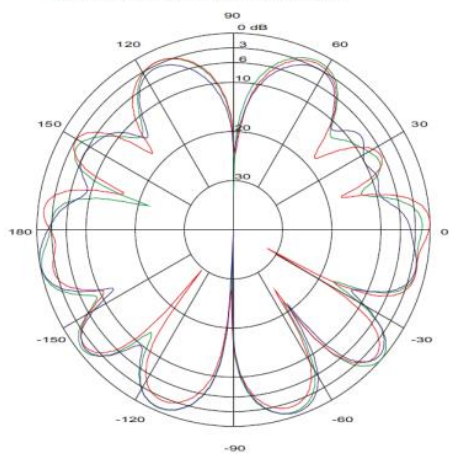


Typical radiation pattern in H-plane



The radiation patterns are measured at 900MHz (red), 915MHz (green) and 930MHz (blue)

TYPICAL RADIATION PATTERN in E-plane



TYPICAL RADIATION PATTERN in H-plane

